



CATALOGUE

The professional's choice
for tiling & stone masonry





Rubi Star-63 14948

- A tile cutter, suitable for cutting glazed stoneware, ceramic tiles, & porcelain.
- Equipped with mobile breaker for diagonal cuts.
- 6mm scoring wheel included, upto 10mm supported.
- Can cut upto 12mm thick and 63mm wide tiles.
- Comes with a carry case for easy storage.
- Weighs 6.5kgs.



Rubi Genius Cut 85 14939

- Manual tile cutter with high breaking force for cutting ceramic and vitrified tiles.
- 8mm scoring wheel included, upto 10mm supported.
- Max tile width 85cm.
- Max tile thickness 15mm.
- Weighs 10.2kgs.



Rubi HIT 1200 26961

- Manual tile cutter with 800kgs breaking force for all types of tiles.
- Consists of bearing system for extremely smooth movement.
- 8mm scoring wheel included, upto 10mm supported.
- For tiles upto 120mm and 15mm thick.
- Carry bag included for easy storage.



Scoring wheel set comes with wheels of 5 different diameters ranging from 6mm to 18mm to support all kinds of tile cutting

Rubi HIT-1600 Plus 10912

- Double guide manual cutter with multipoint breaker.
- 900kgs breaking force cuts tiles upto 5 feet long.
- Supplementary arms and double support provide better stability while working on large format tiles.



Rubi DCX250 Xpert 52970

- Electrically operated, Laser & Level tile saw.
- Best suited for cutting of marble, granite & ceramic tiles.
- 3HP, 220V Electric motor assembled on slide bearings for improved precision.
- 250mm diamond blade(not included).
- Equipped with ZERO DUST system.
- Adjustable water flow with removable water tank.
- Weighs 100kgs.
- Max tile width 155cm.
- Max tile thickness for mitre cuts 25mm.
- Max tile thickness for straight cuts 51mm.



Rubi DX-350-N 1300 LASER & LEVEL 52915

- Electric tile cutting saw with plunge effect & movable table.
- Ideal for cutting building materials such as bricks, marble, granite, ceramic tiles, etc.
- Works on 230V Electric power supply.
- Water cooled Saw Blade, with ZERO DUST
- Weighs 63kgs.
- Max cutting width 130cm, 70mm thickness.
- Max RPM 2800.



Rubi DR 350 56940

- Electric tile cutting saw with plunge effect & movable table.
- Ideal for cutting building materials such as bricks, marble, granite, ceramic tiles, etc.
- Works on 230V Electric power supply.
- Water cooled Saw Blade, with ZERO DUST
- Weighs 63kgs.
- Max cutting width 84cm, 70mm thickness.
- Max RPM 2800.





Rubi TC-125 Circular Cutter Kit 51901

- Specially designed electronic cutting saw system for large format tiles and stones.
- Compatible for dry and wet cutting.
- Suitable for cutting natural stone, ceramic sheets and tiles.
- Compatible with 115mm-125mm blades.
- Max cutting length 320cm, 25mm height.
- Weighs 14kgs.
- Recommended to be used with RUBI AS-30 VACCUM CLEANER for dust free cutting.



TC-125 Circular Saw 50953

- TC-125 saw can cut marbles 25mm thick.
- Blade of upto 125mm diameter can be used.
- Switch with safety lock prevents un-intentional startup.
- Weighs 14kgs.



Rubi Slim System Cutter 18911

- Manual cutting system.
- Specially designed for porcelain tiles.
- Can facilitate tile cutting of upto 3m in width.
- Max thickness 6mm.
- Set consists of:
 - » 3 x 110cm guides
 - » 1 x 22mm scoring wheel
 - » 2 break nipper
 - » 2 suction cups
 - » Carry bag
- Use RUBI SLIM BREAKER for tiles thicker than 6mm.





Rubi Slab Trans Heavy Duty¹⁸⁹³⁶

- Supports large format tiles up to 320cm in length.
- System can be used as a complement to Rubi Slim Cutter and TC-125 cutting systems.
- Consists of extruded, reinforced and retractable bars adjustable from 160cm to 320cm.
- Cross beams provide added rigidity and robustness to the system.
- 6 vacuum cups ensure secure fixing.
- Maximum load bearing capacity: 140kgs.

Slim EasyTrans Transport System¹⁸⁹¹⁰

- The Slim EasyTrans is a light duty variant of the Slab trans system.
- Like the Heavy Duty, it has 2 retractable guides adjustable from 160-320cms.
- 10 suction cups included in the package.
- Max load bearing capacity: 60kgs.



Rubi Slab Trolley¹⁸⁹³⁴

- Transport system for manouvering large format tiles.
- Suitable for thick and heavy slabs.
- Ultra light weight with high 140kgs load bearing capacity.
- Extendable support arms for easy loading and unloading of slabs.



Rubi Slab Table¹⁸⁹³⁵

- Workbench to support cutting and preparation of large format tiles.
- Reinforced bars improve rigidity.
- Easy and fast assembly and disassembly.
- Maximum load capacity 250kgs.
- Working height provided: 70cm.



EasyGres Drill Bits for wet drilling of holes.

Sizes available:

- 8mm⁴⁹²³
- 10mm⁴⁹²⁴
- 20mm⁵⁹⁶¹
- 28mm⁵⁹⁶²
- 35mm⁵⁹⁶³
- 50mm⁵⁹⁶⁶
- 55mm⁵⁹⁶⁷
- 75mm⁵⁹⁷⁹
- 100mm⁵⁹⁸¹
- 120mm⁵⁹⁸²


Multidrill Water Tank for dust free cutting.



Rule Support Set 50cm to hold ruler when laying first line of tiles on walls.



Hole Marker to quickly and accurately mark placement of round and square holes.



Notched Trowel to ensure uniform application of adhesive.



Multi Drill Guides to make perfectly centred holes.



Nippers for cutting tile edges in the desired shape.



Rubber Grout Float for filling grout between tiles.




Suction Cups for easy and safe handling of tiles.



Clean Washboy Bucket for easy and efficient cleaning of extra grout.



Rubber Hammer 500gms to pound tile while laying to ensure uniform spread of adhesive underneath.



Shape Template enables transfer of difficult to measure shapes on to the tile.



Outliners for outlining joints in silicon, polyurethane, plaster, grout, etc.



Sealant Gun for fast and clean application of mortar or silicon sealant.



Sprit Level to ensure perfectly level horizontal or vertical surface.




High absorption Sponge for cleaning extra grout.



Tile Beating Block to ensure good positioning and leveling of tile.



Trowel with Sponge for cleaning extra grout.



Rubi Triller

Triller is a compact manual vibrator designed for vibrating large format tiles. It maximises adhesion by removing air trapped under the tile.

- Compact and light weight design facilitates use on floor and wall tiles.
- Floating carbon steel chassis with built-in vibration reduction system for user comfort.
- 230V electric connection required to operate, with maximum 2940RPM speed.




Rubber basket useful for construction professionals.



Suction cup for handling tiles with rough surfaces.





Table extension increases work space for large format tiles.



Tile fixer allows fixing of tiles during cutting, thus avoiding sudden movements and resulting in clean cuts.



Professional Toolbox makes storage and handling of tools easier, with its ergonomic design, multiple compartments and wheels for transportation.




Delta Levelling System

- Helps avoid eyebrows while installing ceramic tiles on floor & walls.
- Prevents movement of tiles during the setting of adhesive and installation of tiles.



Electric Grout Scraper 250 66940

- Electric grout scraper for removal of tile grout.
- Ergonomic and light weight design.
- Resharpable tungsten carbide blade.
- Works on 250V Electric Power supply.
- 3 speed control.



Extra Blades for Grout scraper.

66810-1.5mm
66811-2.0mm
66812-3.0mm

Manual Grout Scraper 65907

- Handy for repair work for a small number of tiles.
- 2mm thick tungsten carbide blade.
- Easy to use ergonomic handle.



Cyclone Levelling System 35964,5

- Helps avoid lippage during the installation of ceramic tiles on floors & walls.
- Recommended to be used with tiles no larger than 30x30cm.
- Cyclone kit comes with 300 cross and T spacers, and 100 reusable threaded caps.






Rubi Pro-Edger 16956


- A professional accessory designed for bevelling and mitring porcelain tile, natural and artificial stone.
- Uses mini-angle grinder and Pro-Edger diamond blades.
- Compatible with 115-125mm angle grinders.
- Compatible with ZERO DUST system by means of a clip for fixing a vaccum cleaner.




Grinding Wheel R5
Fine Grain



Grinding Wheel R10
Fine Grain



45x15 Fine Grain
Grinding & Mitering Wheel



45x20 Fine Grain
Grinding & Mitering Wheel



45x15 Turbo Twist Coarse
Grain Mitering Wheel

Rubi AS-30 Pro Vaccum Cleaner 16942

- For wet & dry vaccumming.
- Max airflow: 58L/sec at 18psi.
- CDouble Switch: On/Off and automatic start.
- Accessories included
 - » Hose, nozzle(35/37mm) and crevice tool
 - » Steel pipes
 - » Wet brush
 - » Filter damp spone for wet vacuuming
 - » HEPA filter for dry



Ergonomic Seat 81999

- Aluminium chassis for high strength & stability.
- Allows for an ergonomic seating position.
- Helps prevent knee and back injury.
- Adjustable seat height and angle for optimum comfort.
- Robust construction with 7 heavy duty wheels.
- Includes a tray for all your tools.
- Maximum weight 130kgs.

GENERAL CERAMIC

Blades for cutting marble & ceramic tiles. Not recommended for hard materials.



CEV is a general purpose blade for cutting ceramic, vitrified tiles & marble.

HARD MATERIALS

Blades for cutting hard materials such as granite, slate, tiles, etc.



CPA is used for hard materials such as vitrified tiles, marble, granite, etc.

PORCELAIN

Blades best suited for fine cuts of porcelain tiles. Capable of mitre cuts.



CPC is used for cutting vitrified tiles. It provides an excellent finish quality and can perform mitre cuts.



CSV is the most preferred blade for dry cutting of all ceramic tiles with a grinder.



TVA is used to cut hard materials such as vitrified tiles, marble, granite, etc. It provides high cutting speed.



TCR blade for cutting porcelain tiles is favoured by ceramic tile fixers.



Polishing Pads

- For polishing surfaces/edges/bevelling/edge grinding of natural stones and tiles.
- Available for Wet & Dry application.
- Available in Grit sizes ranging from 50 to 3000.



RubiMix 7 26900

- 230V, Electrically driven mixer.
- 120mm mixer diameter.
- Spindle length 550mm.
- Dual mechanical speeds with max 810rpm.
- Max mixing capacity 40kgs.
- Weighs 5.5kgs.

RubiMix 9 Duplex 25943

- 230V, Electrically driven mixer.
- Dual 120mm mixers.
- Spindle length 550mm.
- Mutli-speed motor with electronic regulator.
- Spindle speed 480rpm.
- Max mixing capacity 50kgs.
- Weighs 9kgs.



**All Rubi Manual Cutters, Electric Cutters and Mixers
come with a 2 year warranty against manufacturing defects.
Visit www.rubi.com for the complete range of products.**

**For Sales & Services, Contact Authorised Distributors
ALPHA MARKETING**

C-199, Naraina Industrial Area, Phase-1,
New Delhi, India-110028

alpha.graco12@gmail.com, alpha.graco14@gmail.com

+91-9811781282, 9811781283, 011-45578023

www.paintspraymachine.com